

Welcome to 15th Lethbridge Group! 2019-20

We are looking forward to another exciting year of Scouting Adventures! This introduction **Registration Package** will contain lots of important information regarding our Scouting Program. If you have any questions, or would like more details, you can contact us!

Don't forget to check out our website www.15thlethbridgescouts.com – you can find all information such as badges, badge placement on the uniforms, volunteer opportunities and more!

CONTACT INFORMATION

General Contact Information:

Contact any Group Committee Member or Scouter

15thlethbridgescouts@gmail.com

Bingo Coordinators:

Contact the Bingo Coordinator

15thlethbridgebingo@gmail.com

Beaver Colony

St Paul's School
(1212 12 Street North)

Meet weekly every **Monday**
6:10pm – 7:40pm

15thlethbridgecolony@gmail.com

Cub Pack

Helen Schuler Nature
Centre

Meet weekly every **Wednesday**
6:15pm – 7:45pm

15thlethbridgecubs@gmail.com

Scouts Troop

Helen Schuler Nature
Centre

Meet weekly every **Thursday**
6:00pm – 8:00pm

15thlethbridgetroop@gmail.com

Venturer Company

Helen Schuler Nature
Centre

Meet weekly every **Thursday**
6:00pm – 8:00pm

15thlethbridgecompany@gmail.com

Our Scouting year runs from September to the end of May/early June. Each section meets once a week for 1½ hours each meeting. Since the Beaver Colony meets at schools, our meeting schedules cannot be confirmed until our school rental contracts are received. Once we have confirmation on our rental dates, we will **contact parents to confirm the first meeting date and location of the Scouting year.**

WELCOME BACK EVENT

We will be holding a **Welcome Back Event** for all youth and parents on **Wednesday September 4th @ 6-8pm** at the Helen Schuler Nature Centre (Indian Battle Road South Lethbridge). At least ONE parent/guardian from each family is required to attend this meeting as we will be discussing important information for the year.

PARENT ORIENTATION NIGHT

Each Section will hold a Parent Orientation night in the first few weeks of the program. This is a great opportunity to meet other parents, the Scouters (Leaders) and learn about all the great adventures that your youth will experience this year. The orientation night will also cover items such as; essential equipment needed for activities, uniform details, important dates, and more. At least ONE parent/guardian from each family is required to attend the Parent Orientation night.

ADVENTURES!

Throughout the year, our youth and Scouters plan some amazing adventures! The Scouts program is a program based on learning by doing and having fun. Some examples of adventures that our youth experience are:

- Bus trips
- Camping
- Fishing
- Hiking
- Community Service Projects
- Swimming
- Canoeing/kayaking
- Picnics
- Fishing
- Tree Planting
- Model building
- STEM projects
- Games & sports
- Beaveree/Cuboree/Canadian Jamborees

UNIFORMS

Each youth is required to wear their full uniform at every meeting and outing. Uniforms can be purchased from the www.scoutshop.ca. Badges, neckers, beaver tails and woggles will be provided by the group at *Investiture*. Required items that parents need to purchase (**note:** sizes fit small)

Beaver (5-7 years old)	Beaver Uniform Hat Beaver Uniform Vest	Venturer (15-17 years old)	Venturer Uniform Shirt
Cub (8-10 years old)	Cub Uniform Shirt (Youth S – 2XL) Cub Uniform Shirt (Adult S-XL)	Rover (18-26 years old)	Rover Uniform Shirt (Men's) Rover Uniform Shirt (Women's)
Scout (11-14 years old)	Scout Uniform Shirt (Youth S – 3XL) Scout Uniform Shirt (Adult M – 2XL)		

RELIGION AND SPIRITUALITY

Scouts Canada was founded in 1914 by Robert Baden Powell. Our founder recognized the importance of individuals finding their own spirituality. Although Scouting is not religious, Robert Baden Powell did incorporate a spiritual component into the program. Although we encourage spirituality, no denomination or specific religion is encouraged. We do celebrate diversity and will often encourage the youth to share their own personal beliefs and traditions with the rest of the youth. The following are examples of how spirituality is incorporated into our program:

1. Grace

Before each meal, we like to give thanks for our food. Whether it be thanks to our cook or to our creator, it is nice to recognize the effort that it takes to put good food on our plates! Below is an example of a common prayer:

A-B-C-D-E-F-G

We thank the cook(s) for feeding me!

2. Meeting Ceremony:

At the beginning of each meeting, the youth recite their Promise, Law and Motto. For each section, the opening ceremony is a little bit different, but the idea is the same. As the youth move up in Scouting, the Promise, Law and Motto become a little bit more detailed. Below are the Promise, Law and Motto as recited by each Section:

	Beavers	Cubs	Scouts	Vents	Rovers	Scouters
PROMISE	I promise to love God and help take care of the world.	I promise to do my best, To love and serve God, to do my duty to the Queen; To keep the law of the Wolf Cub pack, And to do a good turn for somebody every day.	On my honour I promise that I will do my best To do my duty to God and the Queen To help other people at all times, And to carry out the spirit of the Scout Law.			
LAW	A Beaver has fun, works hard and helps family and friends.	The Cub respects the Old Wolf, The Cub respects himself/herself.	A Scout is helpful and trustworthy, kind and cheerful, considerate and clean, wise in the use of all resources.			
MOTTO	Sharing, Sharing, Sharing	Do Your Best.	Be Prepared	Challenge	Service	Be Prepared

3. Vespers & Prayers:

At the beginning or end of a meeting, a prayer is often recited. An example of a prayer is the Vespers that is traditionally sung at the end of the meeting or a campfire. It is nice to have a closing song to complete the evening. Vespers is a traditional Scouting song to mark the end of the night. Below is the *Beaver Scouts' Vesper*:

*Softly falls the light of day
As our campfire fades away.
Silently each Beaver asks
Have I done my daily task?*

*Did I give the world my care
Remembering to smile and share?
Beavers turn to God in prayer
Knowing he will always cares.*

4. Scout's Own

At the end of the every camp, the youth and Scouters hike through the area and are encouraged to reflect on the wonderful creations that we enjoyed during our camping adventures. For the youth, this reflection can take many forms and the youth are encouraged to share this reflection with each other. One youth may reflect on how their creator made the beautiful trees, while another youth reflects on how the beautiful trees provided shade for us during the hot afternoon at camp. Sharing both of these reflections is encouraged as part of the Scouting Program.

REGISTRATION FEES

The fee that you pay at the time of registration goes directly to the National Office to pay for insurance and administration fees (we keep \$10 for our group administration fees). We do not receive any funds from Scouts Canada to run our program. Throughout the scouting year, our group enjoys; bus trips, sleep overs, Jamborees/Cuborees, camps, group dinners, group outings, activities, crafts, snacks, badges and so much more. Our group does everything that we can to keep our costs low: our leaders and group committee members are all volunteers, and we keep very tight budgets. With that said, our youth get to have tons of amazing experiences throughout the ten months of scouting each year!

DEPOSITS

Parents are required to complete the attached *Deposit Form* (2 copies) and submit three cheques (undated) written to *Scouts Canada-15th Lethbridge Group* valued at \$50 each (for a total of \$150) or provide their credit card information. Youth will not be able to participate in the program unless the deposit and form has been submitted. The deposit information will be held by the group treasurer and will only be processed under the two following circumstances:

1. Youth register for an event and do not attend. Fee equaling any costs incurred by our group will be processed from the deposit information.
2. Parents sign up for a bingo volunteer shift and do not attend or arrive late. Full \$150 fee will be processed from the deposit information to cover any fines received from the Bingo hall or to pay for a replacement worker.

Parents will be notified 1 week prior to any deposit being processed. Any un-deposited cheques will be returned and credit card information will be shredded at the end of the each Scouting program year.

FUNDRAISING

With over 40 youth registered in our group per year, it costs approximately \$26,000 a year to run our regular program so we must rely on fundraising to prevent additional costs to parents.

Scouts Popcorn Fundraiser

In late October we start our Scouts Popcorn sales. Each youth goes into their community and pre-sells popcorn. Every year we have a great selection to choose from. At the end of October, each youth submits their popcorn orders and money to their group Scouter. The popcorn arrives at the beginning of December at which time the youth delivers what they sold. Each year we work at having an excellent incentive for the youth that have great popcorn sales. 60% of the sales of our popcorn go right back into our group to help cover the cost of our program.

Bingo Fundraiser

Bingos are our main group fundraiser. Parents are required to sign up for a designated number of bingos that is determined based on the number of bingos that our club is booked to work in a year and the total number of youth registered in our program.

Parents are required to sign up for their required number of bingos, or pay a \$100 per bingo opt out fee, within 2 weeks of registering their youth. **Youth will not be allowed to participate in the program until parents have signed up for their required number of bingos or paid the required opt out fee.**

The financial impact of us not having the required number of volunteers is quite great. It can impact our club up to *\$3,500 in fines*. Sign up and view your booked bingo dates by logging on to ScoutsTracker (ST).

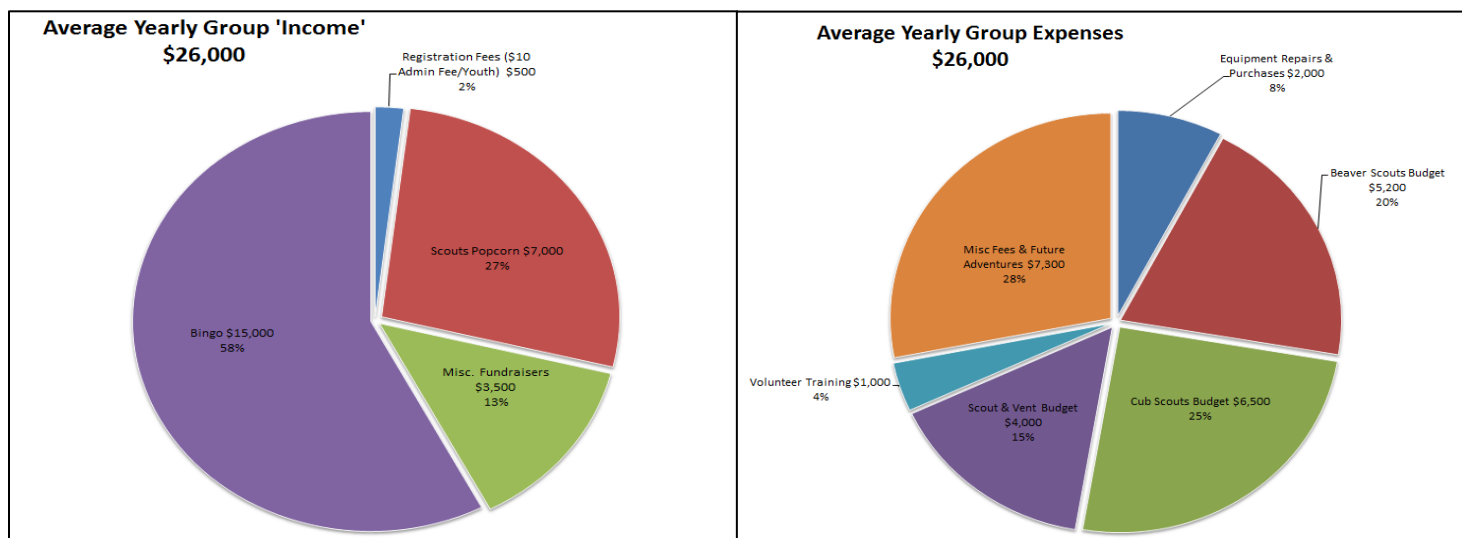
Other Fundraisers

From time to time, additional fundraising activities for the youth to participate in may occur throughout the year to raise funds for specific adventures. The adventure will be more meaningful for the youth if they feel like they worked for it! Some examples of fundraisers that we have done in the past are: bottle drives, chocolate bar sales, Christmas tree recycling, pancake dinners and spaghetti dinners. We try to book these fundraisers as far in advance as possible to allow for everyone to attend.

FUNDRAISING = AWESOME ADVENTURES!

By fundraising as a group, youth do not have to pay out of pocket to participate in great adventures. From bus trips, sleepovers, camping, meeting activities, local events to big national events.....our fundraising efforts have you covered! Every year, your fundraising monies go to amazing local adventures. Additionally, a portion of your fundraising dollars

also go into a *Future Adventures* fund to support our youth on future national/provincial adventures (Beaverrees, Cuboramas, Jamborees, and more!). **This year, 3rd year cubs (DOB 2009 or older) will have a portion of their fundraising dollars go toward their World Jamboree Event – the 25th World Scout Jamboree in South Korea in 2023** (an event that will cost ~4,000 per participant)! These great adventures also require equipment (tents, cooking gear, canoeing gear, etc.) and trained volunteers, all paid for by fundraising! Take a look at the charts below that show where each fundraising dollar goes.



CALLING ALL VOLUNTEERS!

Our group is run entirely by volunteers and we welcome those that would like to help our youth by volunteering. There are many opportunities for volunteering in our group! Many hands make light work. As youth safety is our top priority, all volunteers are required to successfully complete an interview with two designated Scouters, provide a clean Police Record Check (including Vulnerable Vector Search), and complete online training to prepare for their volunteer role (WoodBadge I for the Canadian Path).

Scouters (Adult Leaders)

What does it mean to be a Scouter? A Scouter helps facilitate the youth meetings, acts as a coach and helps mentor the youth. We do not have a particular curriculum in place. Scouts Canada gives us guidelines for our youth led program through the Canadian Path (<http://www.scouts.ca/canadianpath/>), but we get to choose how to experience those adventures! Along with training and mentorship, Scouters have the support that is needed to help create an amazing program for the youth. As a result, Scouters learn and have fun as much as the youth do!

Volunteer Support

Would you like to help but working directly with the youth isn't your thing? We have lots of volunteer spots for you! Whether it be sitting in on the monthly Group Council meetings or helping with some of the administration work, your help will go a long way. Our Scouters are busy planning quality programs and would appreciate help in many areas such as:

1. Organizing the paperwork for camping trips or bus trips
2. Helping run fundraising programs like bingo or popcorn
3. Assisting with advertising
4. Attending a meeting as a guest speaker

5. Assisting the Group Committee
6. Cooking
7. Camp Helper
8. Games
9. Phoning
10. Resource Person
11. Drama, Skits
12. Singing/Music

Maybe you have an idea of how to help that you would like to share. If you have a particular interest, please let us know!

PARENT HELPERS (NON-REGISTERED PARENT/GUARDIAN ATTENDING AN ACTIVITY)

We encourage community spirit by welcoming parents/guardians to participate in outings and events with their youth. We recognize that every youth is different and may not be comfortable or confident enough to attend some activities without their parent/guardian attending as a Parent Helper. As safety is our top priority, the following are required for all Parent Helpers:

1. Their role at the activity must be explained to all participants. Parent Helpers are encouraged to help out in any way, however he/she can work directly with only their own youth. At overnight activities, Parent Helpers can only sleep in the same enclosure/area as their own youth.
2. The [Scouts Canada Code of Conduct \(Adult\)](#) must be completed. All of our volunteers need to adhere to these standards. Form is kept secure with the Scouter-in-Charge.
3. [Physical Fitness Form](#) must be completed within 3 months of the activity (unless there has been no changes). Form is kept secure with the Scouter-in-Charge.
4. [Individual Release & Hold Harmless Agreement](#) must be complete for each activity. Form is kept secure with the Scouter-in-Charge.
5. Added as a [Parent Helper](#) on myscouts.
6. For any activity that is *overnight*, [Safe Scouting for Parents](#) online training is required.

Once the Parent Helper has attended **5 outings**, additional training and screening is required before he/she can attend additional outings; successful completion of an interview with two designated Scouters, provide a clean Police Record Check (including Vulnerable Vector Search), and complete online training (WoodBadge I for the Canadian Path).

RESPITE/RESOURCE WORKERS (NON-REGISTERED, NON-PARENT/GUARDIAN ATTENDING AN ACTIVITY)

Some youth may require a little bit of extra help at regular meetings, outings and camps from a respite or resource worker. This individual sometimes is hired from an agency or is a non-guardian family member. To ensure that your youth does not miss out, it is important to ensure that the respite/resource worker completes the following tasks as quickly as possible:

1. Their role at the activity must be explained to all participants. He/She will be introduced as a 'Colony/Pack/Troop Helper'. Respite/Resource workers are encouraged to participate in activities, working beside and helping their assigned youth at all times.
2. The [Scouts Canada Code of Conduct \(Adult\)](#) must be completed. All of our volunteers need to adhere to these standards. Form is kept secure with the Scouter-in-Charge.
3. [Physical Fitness Form](#) must be completed within 3 months of the activity (unless there has been no changes). Form is kept secure with the Scouter-in-Charge.
4. [Individual Release & Hold Harmless Agreement](#) must be complete for each activity (that is not at the regular meeting location). Form is kept secure with the Scouter-in-Charge.
5. Added as a [Parent Helper](#) on myscouts. ([Create an account Steps 1 – 3](#)).
6. Provide a clean Police Record Check (PRC) with Venerable Sector Search (VSS) that is less than 3 months old. (PRC with VSS must be an original copy as photocopies will not be accepted)

NOTE: Not all agencies require their staff to complete a PRC with VSS prior to working with youth or are able to

provide the original copies. Please ensure to communicate with your agency as soon as possible to request this documentation. Contact the Group Commissioner at 15thlethbridgescouts@gmail.com if you have any questions.

7. For any activity that is *overnight*, [Safe Scouting for Parents](#) online training is required.

The respite/resource worker will be given a grace period of **30 days** to allow him/her to attend regular meetings (excluding overnight activities) to support your youth while completing the required tasks.

SCOUTS TRACKER (ST)



ST is one of the main forms of communication that our Volunteers will use to keep parents up to date. Parents can logon and watch their youth's badge progression, view the youth program calendar, receive emails through ST, sign up for events and so much more!

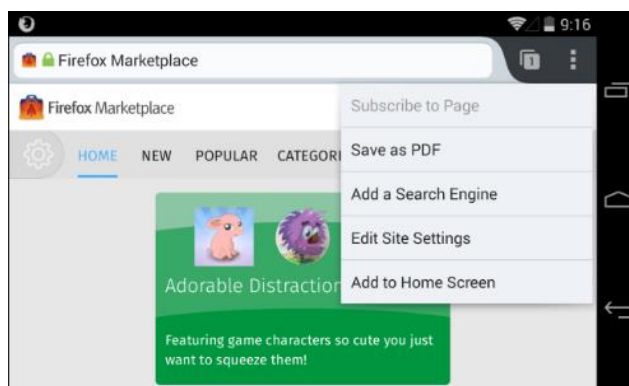
ST Instructions (Logging in & Navigating)

Parents new to their section will receive an invitation welcome email. For detailed instructions on logging in and navigating ST, view the [ST Parent Guide](#). If you need more assistance, please contact the Group Commissioner to request a tutorial session.

Downloading as an APP on your phone

ST can be access anywhere & anytime, regardless if you are online or offline. Although an official 'App' is not available for smartphones, it can easily be download onto any smartphone and run just like any other App. Here are the instructions:

1. Save ST to your phone as an 'app' (available online and offline):
2. On your phone web browser, visit www.scoutstracker.ca → click on the required section (beavers, cub, scouts, vents) → login using your email and password (be sure to click 'keep me signed in') → once signed in:
 - **IOS users:** Click on the  icon at the bottom of your screen then choose  "Add to Home Screen". You will now be able to access ST as an App on your phone.
 - **Android Users:** Click on the menu button (three vertical dots on the top right hand side of the screen) and tap "Add to Home Screen". You will now be able to access ST as an App on your phone.




Subscribing via Outlook or Google Calendar

If you currently use an electronic calendar to keep your schedule organized, you can merge the ST schedule with your existing calendar. Note that Google Calendar re-reads the published events every 6-12 hours, so there can be quite a long delay between a change being made and it appearing in Google Calendar. On the day of the event, it is always best to visit ST directly to view any last minute changes. Here are the steps:

1. Log into your ST account → click on schedule → click on the 'Subscribe' button below the calendar.
2. You'll see a URL (or two, if you are a Scouter). Copy that URL then follow the instructions for your favourite browser (listed below):
 - **Google Calendar:**
 - View your google calendar by browsing to www.google.com/calendar
 - Click on the pull down menu beside 'Other Calendars'
 - Select 'Add by URL'
 - Paste in the URL you copied.
 - Click the "Add Calendar" button
 - **Microsoft Outlook:**
 - Open your calendar
 - On the top of the screen, click on the 'Folder' tab
 - Click on 'Open Calendar'
 - Click on 'From Internet'
 - Paste in the URL you copied
 - Click 'OK'

FACEBOOK (FB) MESSENGER

FB messenger is a great way for our sections to keep in communication. Parents are encouraged to post questions in the messenger group so any parent or volunteer can help! Often, volunteers will post last minute items regarding a meeting or outing so parents can receive the most up to date information. Here are the instructions for downloading FB messenger if you do not have a FB account:

1. Visit the App store on your phone
2. Search 'Facebook Messenger' 
3. Download and open the App
4. Choose the 'Not on Facebook' option
5. Enter your phone number and name

Each section has their own FB messenger group for the parents and the Scouters. Join the group messenger using the correct link(s) below:

1. [Colony \(Parents\) 15th Lethbridge](#)
2. [Pack \(Parents\) 15th Lethbridge](#)
3. [Troop/Company \(Parents\) 15th Lethbridge](#)

We are looking forward to another amazing year of adventures! If you have any questions or concerns, please do not hesitate to contact one of us.



15th Lethbridge Scouts Leadership Team

*Offering challenging programs for
boys, girls, and young adults aged 5 – 26.*

Visit our website:

www.15thlethbridgescouts.com

Keep up to date with [Scouts Tracker](#)

Beaver Colony [Facebook Page](#)

Cub Pack [Facebook Page](#)

Scout Troop [Facebook Page](#)

Scouts Canada [Website](#)

Scouts Shop [Website](#)

mabel's labels[®]

FUNDRAISING



Scouts Canada – 15th Lethbridge

is fundraising with Mabel's Labels!

Please visit campaigns.mabelslabels.com and search for our organization name to place your order and support our fundraiser.

Labels for the Stuff Kids Lose![®]

Mabel's Labels are dishwasher, microwave and laundry safe personalized labels.



mabel's labels[®]

1-866-30-MABEL (62235) | fundraising@mabelslabels.com

Deposit Form (2019/20)

As a condition of participation in the Scouts Canada - 15th Lethbridge Group, it is required that each youth or their guardian be responsible for their fundraising commitment and for their voluntary attendance at any events for which they register.

1. The undersigned does further acknowledge that pursuant to the Rules and Regulations of the Scouts Canada - 15th Lethbridge Group, the registered member (where over 18) or the guardian (where the registered member is under 18) must comply with assigned fundraising obligations, including attending and completing work at Bingo sessions assigned to the registered youth or parent.
2. The undersigned does further acknowledge and agree that in the event that they should fail to attend to any assigned Bingo or fundraising obligations that the he/she has agreed to attend, or fail to secure attendance of an adult to attend to that obligation in their stead, after having been notified at least 1 week in advance of such obligation, they shall be obligated to pay the Scouts Canada – 15th Lethbridge Group the sum of \$150 for the failed obligation. For the failed obligation, the registered member will be immediately suspended from further participation until the fine is paid in full and the registered member/guardian, and the Section Contact Scouter for that section has been notified that the suspension has been lifted.
3. The undersigned does further acknowledge that they should fail to attend an event of which they voluntarily registered for, such as; camps, outings, sleepovers, bus trips, jamborees, cuboramas, beaveries, etc., of which results in the group incurring a fee, they shall be obligated to pay the Scouts Canada -15th Lethbridge Group the sum of the lost fee, including any additional fees incurred, for the failed obligation. For the failed obligation, the registered member will be immediately suspended from further participation until the fine is paid in full and the registered member/guardian, and the Section Contact Scouter for that section has been notified that the suspension has been lifted.

Dated at the City of Lethbridge, in the Province of Alberta, this _____ day of _____, 20____.

Parent Guardian First and Last Name (Please Print)

Parent/Guardian Signature

Option #1: Deposit Cheques (undated)

Please attach \$50 cheques x 3

Cheques can be made payable to *Scouts Canada– 15th Lethbridge*

Option #2: Credit Card Information

Name on Card: _____

Credit Card Number: _____

Expiry Date: _____

<i>Office Use Only</i>		
<i>Cheques received</i>	[]	
<i>Credit Card Info received</i>	[]	
_____	_____	_____
Date	Name	Initial